




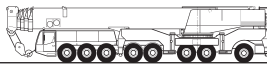
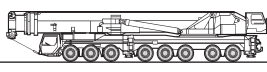
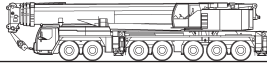

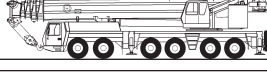
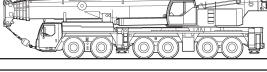
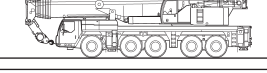
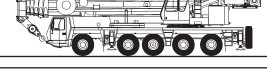
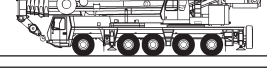


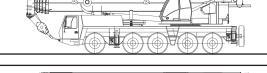


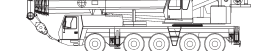





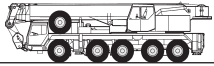

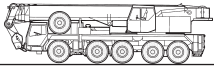
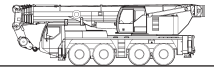


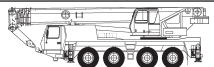

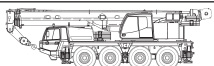
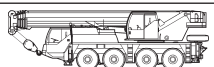
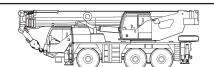

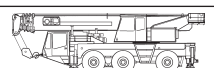
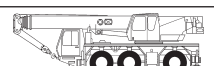
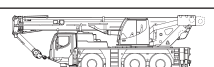









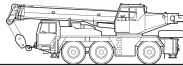




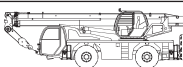

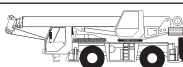
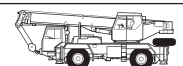

Teleskopkrane 1						
	<b>500 t</b>	14,7-56m Superlift	-	6-62,4m	24-90m	9,6x9,6m
	<b>500 t</b>	16,1-50m Superlift	-	14-63m	21-91m	9,6x10m
	<b>400 t</b>	15,4-60m Superlift	-	7-56m	14,84m	9,5x10m
	<b>350 t</b>	14,2-56m Superlift	12,2/18,1m	7,3-49,5m	25-71,5m	8,5x8,52m
	<b>300 t</b>	15,5-60m Superlift	11/19m	19-43m	21-61m	8,5x8,7m
	<b>250 t</b>	15,5-72m	12,2/22m	-	-	8,5x8,84m
	<b>200 t</b>	13,2-72m	12,2/22m	-	-	8,9x8,3m
	<b>200 t</b>	13,5-60m	13/22m	30-38m	-	8,5x8,5m
	<b>180 t</b>	13,5-60m	13/22m	30-38m	-	8,3x8,5m
	<b>160 t</b>	13,1-63,9m	9/17m	-	-	7,5x8,23m
	<b>140 t</b>	13,1-63,9m	9/17m	-	-	7,5x8,23m
	<b>130 t</b>	12,9-60m	11/18m	-	-	7,5x7,8m
	<b>130 t</b>	12,7-60m	2,9/10,8/ 19m	-	-	7,5x8,07m
	<b>120 t</b>	13,1-63,9m	9/17m	-	-	7,5x8,23m
	<b>100 t</b>	12,5-51m	11/19m	-	-	7,5x7,9m

# Kranübersicht

**COLONIA**  
SPEZIALFAHRZEUGE

2

Teleskopkrane 2						
	<b>100 t</b>	11,9-45m	11,3/20m	-	-	7,6x7,9m
	<b>100 t</b>	12,5-58m	10,5/19m	-	-	7x7,4m
	<b>90 t</b>	11,9-45m	11,3/20m	-	-	7,6x7,9m
	<b>90 t</b>	11,5-52m	10,8/19m	-	-	7x8,56m
	<b>90 t</b>	11,7-52m	10,8/19m	-	-	7,2x8,5m
	<b>80 t</b>	10,8-48m	10,5/19m	-	-	7x8,2m
	<b>75 t</b>	11,2-43,2m	10/17m	-	-	7x8,1m
	<b>70 t</b>	8-50,4m	7,6/14m Montagespitze	-	-	6,55x7,45m
	<b>65 t</b>	11-44m	9/16m	-	-	7,81x6,4m
	<b>60 t</b>	10,9-42m	9,5/17m	-	-	6,3x8m
	<b>55 t</b>	10,2-40m	9,2m	-	-	6,3x7,36m
	<b>50 t</b>	10,5-40m	9,6/16m	-	-	6,3x7,1m
	<b>50 t</b>	10,1-40m	9,2/17,6m	-	-	6,4x6,75m
	<b>50 t</b>	9,8-38,1m	9/15m	-	-	6,2x6,63m
	<b>50 t</b>	11,4-38m	9,2/16m	-	-	7,2x6,4m

Teleskopkrane 3						
	<b>45 t</b>	10,5-35m	9,5m	-	-	6,2x6,42m
	<b>45 t</b>	10,3-34m	9,2/16m	-	-	6,4x7,17m
	<b>40 t</b>	9,5-30m	8,1/14,5m	-	-	6,3x7,1m
	<b>40 t</b>	7,8-31,2m	Montage- spitze	-	-	6,2x6,35m
	<b>35 t</b>	9,5-37,4m	8m	-	-	5,95x6,3m
	<b>35 t</b>	5,6-30m	Montage- spitze	-	-	5,95x 5,94m
	<b>35 t</b>	9,2-30m	8,6/15m	-	-	6x6,3m
	<b>35 t</b>	9,4-30,4m	8m	-	-	5,95x6,3m
	<b>30 t</b>	8,4-26m	8,2m	-	-	5,8x6,1m
	<b>30 t</b>	9,4-30,4m	8m	-	-	5,95x6m
	<b>25 t</b>	8,4-26m	-	-	-	5,6x6,3m
	<b>25 t</b>	7,5-25m	Montage- spitze	-	-	5,9x5,95m

# Kranübersicht

**COLONIA**  
SPEZIALFAHRZEUGE

4

<b>Gittermastkrane</b>						
	<b>275 t</b>	18-102m	-	-	18-72m	7,25m
<b>Mobilbaukrane</b>						
		50m	-	-	-	7,5x7,66m
<b>Industriekrane</b>						
	<b>60 t</b>	10,3-32,4m	8m	14m	-	7,2x6,6m
	<b>50 t</b>	10,2-38m	5,1/9m	-	-	6,5x6,9m
	<b>20 t</b>	7,8-23m	7,5m	-	-	5,2x5,62m
	<b>12 t</b>	5,2-12m	5,5m	-	-	3,35x4m
	<b>7,5 t</b>	5-8m	-	-	-	2,55x2,13m
	<b>7,5 t</b>	-	-	-	-	-
	<b>5,5 t</b>	-	-	-	-	-